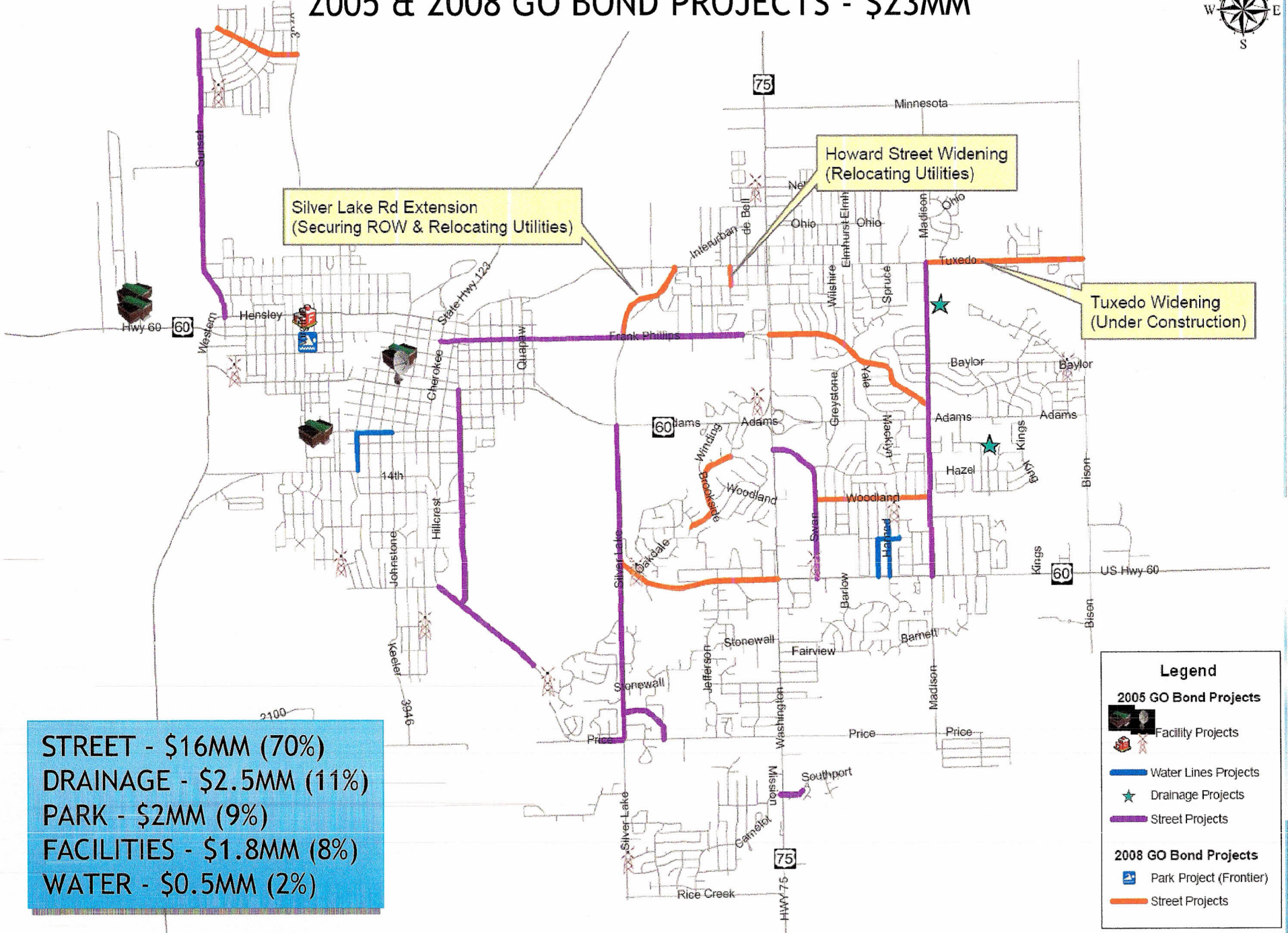



2005 & 2008 GO Bond Project Status

2005 & 2008 GO BOND PROJECTS - \$23MM



STREET - \$16MM (70%)
DRAINAGE - \$2.5MM (11%)
PARK - \$2MM (9%)
FACILITIES - \$1.8MM (8%)
WATER - \$0.5MM (2%)

Legend

2005 GO Bond Projects

- Facility Projects
- Water Lines Projects
- Drainage Projects
- Street Projects

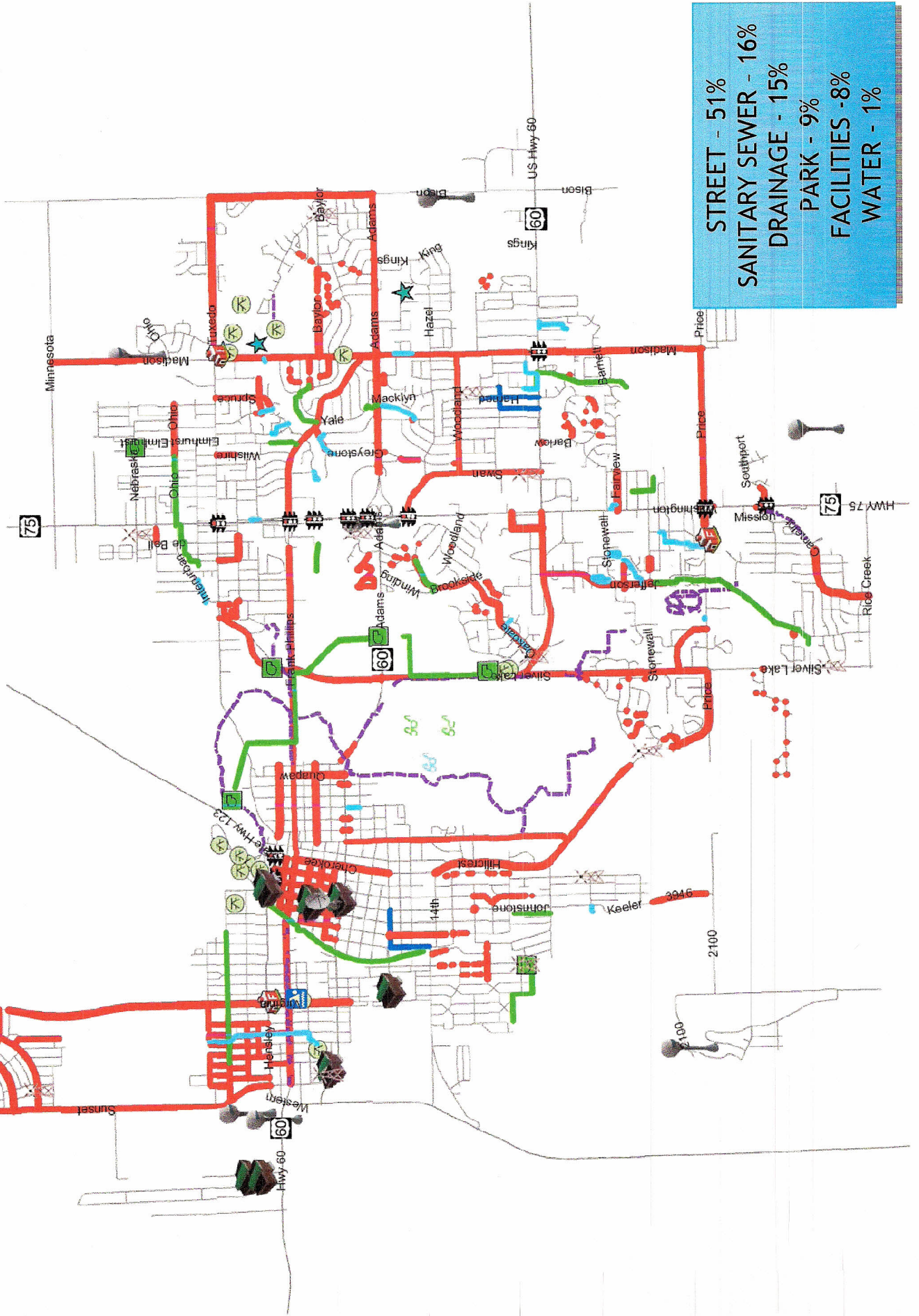
2008 GO Bond Projects

- Park Project (Frontier)
- Street Projects



BOND AND SALE TAX PROJECTS SINCE 1999

TOTAL PROJECT COST - \$53MM



GENERAL OBLIGATION (GO) BOND 2012 ELECTION DATES

ELECTION DATE	DESIGNATE (70%) PROJECTS BY	RESOLUTION DUE
JUNE 26	APRIL 10	APRIL 26
AUGUST 28	JUNE 12	JUNE 28
NOVEMBER 6	AUGUST 21	SEPTEMBER 6

GENERAL OBLIGATION (GO) BOND FUNDING OPTIONS

FUTURE BONDS (10 YEAR TERM) \$12,000,000 TOTAL ISSUE	
ISSUE DATE	AMOUNT
2012	\$2,000,000
2014	\$2,000,000
2015	\$4,000,000
2016	\$4,000,000

FUTURE BONDS (10 YEAR TERM) \$15,000,000 TOTAL ISSUE	
ISSUE DATE	AMOUNT
2012	\$2,000,000
2014	\$2,000,000
2015	\$4,000,000
2016	\$4,000,000
2017	\$3,000,000

FUTURE BONDS (10 YEAR TERM) \$21,000,000 TOTAL ISSUE	
ISSUE DATE	AMOUNT
2012	\$2,000,000
2014	\$2,000,000
2015	\$4,000,000
2016	\$4,000,000
2017	\$9,000,000

